

Budget 2024 and Medium-Term Expenditure Framework 2024-2027 at a glance

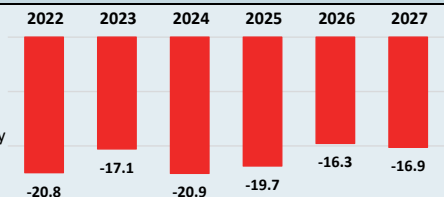
The budgetary forecast 2024-2027 overall reflects the investments, medium-term budgetary challenges and financial relief measures:

- The core budget deficit amounts to 20.9 bn € in 2024 and falls to 16.9 bn € by 2027.
- The Maastricht deficit is below 3.0% of GDP from 2024 to 2027.
- The public debt ratio falls slightly to below 77% of GDP by the end of the planning period.

Cash flow statement, Budget 2024 and MTEF 2024-2027

With the budget 2024 and the Medium-Term Expenditure Framework 2024-2027, the Federal Government is continuing its active fiscal policy of recent years:

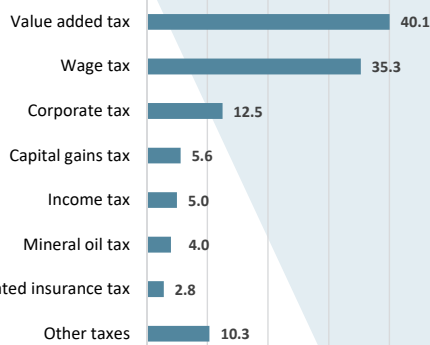
1. We are investing in the competitiveness of Austrian businesses by promoting science and R&D, the climate-neutral transformation of companies and the expansion of public infrastructure.
2. With the Intergovernmental Fiscal Relations Act (IFRA) 2024-2028, we are providing the federal states and municipalities with the necessary funds to expand and maintain municipal services of general interest, particularly in the areas of childcare, health and care, climate action and housing.
3. We are stabilising the economy in a challenging economic environment by abolishing the bracket creep and indexing social benefits. We provide long-term relief for households and companies and alleviate the effects of inflation, stabilise purchasing power and ensure competitiveness.



Public gross taxes 2024

€ bn

115,6 bn €



Cash flow statement

€ bn

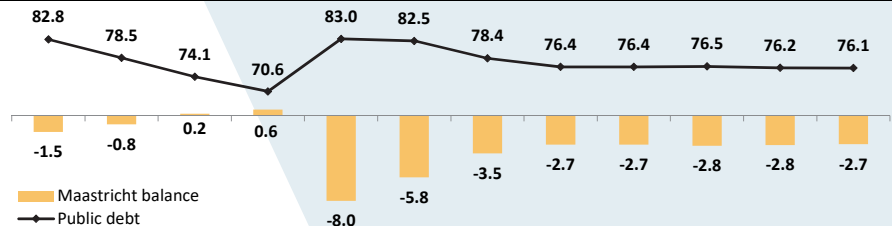
	2022	2023	2024	2025	2026	2027
	Outcome	Budget	Budget	MTEF	MTEF	MTEF
Cash outflows	111.4	115.2	123.5	122.9	124.5	127.9
General agreement IFRA 2024-2028			3.3	3.4	3.5	3.6
Financial relief households 2024	4.9	2.7	1.0	0.0	0.0	
Economic competitiveness	0.1	1.0	2.3	0.3	0.2	0.2
Science, R&D	5.6	6.2	6.6	7.3	7.5	7.5
Climate and transformation	1.1	2.7	3.2	3.7	3.7	3.4
Security	6.0	7.0	8.1	8.3	8.9	9.1
Interest payments (ch 58)	6.0	8.7	9.2	9.9	8.9	9.8
Pensions	23.4	25.5	29.5	31.9	33.6	35.2
Cash inflows	90.6	98.1	102.6	103.2	108.2	111.0
ch 16: Gross taxes	105.2	109.1	115.6	119.5	124.7	129.6
ch 16: Intergovernm. transfers	-42.9	-43.2	-45.1	-48.0	-49.2	-51.5
ch 20 Labour	8.6	8.6	9.4	9.8	10.2	10.6
ch 25 Family and Youth	7.9	8.2	8.9	9.5	10.0	10.4
Net financial balance	-20.8	-17.1	-20.9	-19.7	-16.3	-16.9

Key figures of general government until 2027 (ESA 2010)

% of GDP	2016	2017	2018	2019	2020	2021	2022	2023	2024	2025	2026	2027
Government expenditure	50.1	49.3	48.8	48.7	56.8	56.2	53.2	51.8	52.0	52.0	51.9	51.7
Interest expenditure	2.1	1.8	1.6	1.4	1.3	1.1	0.9	1.2	1.4	1.6	1.8	2.0
Government revenue	48.5	48.5	48.9	49.2	48.8	50.4	49.6	49.1	49.3	49.1	49.1	49.1
Tax and social contribution ratio (national)	41.8	41.9	42.3	42.7	42.2	43.4	43.2	42.6	43.0	42.9	42.9	43.0
Maastricht balance	-1.5	-0.8	0.2	0.6	-8.0	-5.8	-3.5	-2.7	-2.7	-2.8	-2.8	-2.7
Central government	-1.2	-0.9	-0.1	0.4	-7.2	-5.2	-4.1	-2.9	-3.0	-3.1	-2.9	-2.8
State & local government, social security	-0.3	0.1	0.3	0.2	-0.8	-0.6	0.6	0.1	0.3	0.3	0.2	0.1
Primary balance	0.5	1.0	1.8	2.0	-6.6	-4.7	-2.6	-1.5	-1.3	-1.2	-1.0	-0.7
Public debt	82.8	78.5	74.1	70.6	83.0	82.5	78.4	76.4	76.4	76.5	76.2	76.1

Source: Statistics Austria, from 2023: MoF-forecast

The medium- to long-term challenges facing our society are clearly visible in the medium-term expenditure framework 2024-2027: demographic change (pensions, health and care), security and tackling climate change. The interest burden will roughly double from 0.9% to 2.0% of GDP between 2022 and 2027.

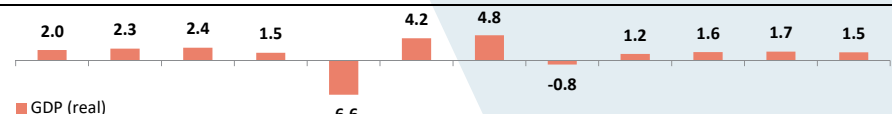


Economic data

		2016	2017	2018	2019	2020	2021	2022	2023	2024	2025	2026	2027
GDP (real)	% change	2.0	2.3	2.4	1.5	-6.6	4.2	4.8	-0.8	1.2	1.6	1.7	1.5
GDP (nominal)	bn €	357.6	369.4	385.3	397.1	380.9	405.2	447.2	479.1	505.3	528.3	551.1	572.0
Unemployment (national)	%	9.1	8.5	7.7	7.4	9.9	8.0	6.3	6.5	6.6	6.4	6.1	5.9
Unemployment (national)	1000-persons	357.3	340.0	312.1	301.3	409.6	331.7	263.1	273.1	281.1	273.3	264.8	257.2
Inflation	% change	0.9	2.1	2.0	1.5	1.4	2.8	8.6	7.7	4.0	3.0	2.5	2.2
10-y. governm. bond yield	in %	0.4	0.6	0.7	0.1	-0.2	-0.1	1.7	3.2	4.6	5.0	4.7	4.2



budget.gv.at



Source: Statistics Austria, WIFO economic forecast October 2023

As of: 23/11/2023; rounding differences may occur.

BUDGET 2024

cash outflows € m

0,1 General Government Affairs, Court & Security 15,495.5

Presidential Chancellery (PC)	13.1
Federal Legislation	296.4
Constitutional Court (CC)	19.7
Supreme Administrative Court (SAC)	26.5
Ombudsman Board (OB)	15.4
Court of Audit (CoA)	46.7
Federal Chancellery	775.4
Interior Affairs	4,054.7
Foreign Affairs	677.2
Justice	2,397.9
Military Affairs	4,015.0
Financial Administration	2,021.3
Tax Revenues	0.0
Civil Service and Sports	348.0
Asylum and Migration	788.1

2 Employment, Social Services, Health & Family 56,910.2

Labour	9,469.6
Social Affairs and Consumer Protection	5,884.0
Pension Insurance	16,658.0
Pensions for Civil Servants	12,807.7
Health	3,249.3
Family and Youth	8,841.7

3 Education, Research, the Arts and Culture 19,520.7

Education	11,517.6
Science and Research	6,417.7
The Arts and Culture	668.8
Economy (research)	263.9
Innovation und Technology (research)	652.7

4 Economic Affairs, Infrastructure & Environment 22,409.0

Economy	3,250.6
Mobility	5,917.1
Agriculture, Forestry, Regions a. Water Mgmt.	3,074.4
Climate, Environment and Energy	3,834.0
Intergovernmental Transfers	3,694.1
Federal Assets	2,635.1
Financial Market Stability	3.7

5 Financial Management and Interest 9,152.9

Cash Management	0.0
Financing and Currency Swap Agreements	9,152.9

123,488.3

